

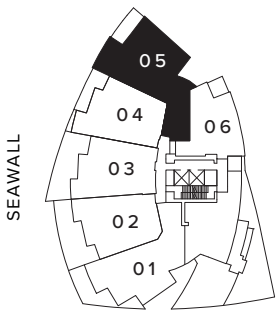
PLAN B6 | 04 - 05

WATERFRONT COLLECTION

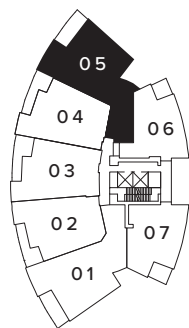
2 BEDROOM + DEN

INTERIOR 1,987 - 1,988 sq ft

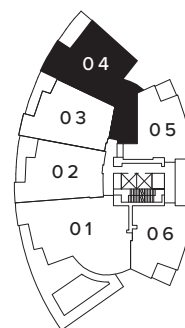
EXTERIOR 195 sq ft



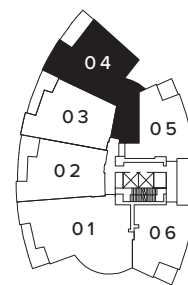
FLOOR 3



FLOOR 4 - 9



FLOOR 10



FLOOR 11 - 13